

Specification Sheet for 300 x 300 18 watt LED panel Light

Product Name: 300 x 300 18 watt

Part Number: CP-300-300

Table of Contents

Item		Page
1	Features	1
2	Applications	2
3	Electrical/Optical Characteristics	2
4	Dimensions	3
5	Installation Instruction	4
6	Packaging	4
7	Installation Options	4
8	Maintenance	4
9	Notes	4

Features

*	Using Hi-quality Hi-brightness LEDs as a lighting source, high efficiency and energy saving, free from glare and flicker.
*	Aluminium heat sink base for better heat disturbing
*	Long lifespan on average 50 thousand hours is more that 10 times that of traditional lighting
*	Adopting lampshade materials with more than 90% light transmittance, and aluminium alloy with high thermal
*	Wide range of input voltages: AC-100-240V
*	New high efficiency constant current driver
*	Instant start , No flickering, no noise
*	Special Circuit design, four sides light to give an even light distribution
*	Conforms to CE and RoSH
*	No RF interference
*	Maintenance Free saving money over traditional lighting.

Applications

*	Hotels, Bars, Night clubs
*	Gyms, Shops
*	Commercial Purposes
*	Residential/institution Buildings Purpose
*	Schools, Collages & Universities
*	Dance Halls, Village Halls
*	Other Lighting

Electrical/Optical Characteristics

Number	Item	Description
1	Input Voltage	AC200-276V
2	Operating Voltage	DC36
3	Power Consumption	18 watt
4	Power Factor	0.90-0.95
5	LED Type	SMD 4014
6	LED Quantity	108
7	Luminous Flux	1550-1650
8	Colour Temperture	2800-3200K/4000-4750K/6000K
9	Beam Angle	120°
10	CRI	>80 Ra
11	Life Time	>50000 Hours
12	Certifications	CE and RoSH
13	IP Rating	IP41
14	Luminaires Class	Class III
15	Installation	Grid Ceilings, Surface Mount and Hanging
16	Operating Temperature	-20°C to +60°C
17	Storage Temperature	-30°C to +60°C
18	Humidity Operating	10-80%RH
19	Humidity Storage	10-90%RH
20	Warranty	3 Years

Product Specification


Product Dimension	N.W.	Packaging Dimension	G.W.
295*595*9mm	1.2KG	L395*W365*H55mm	3.0kg



Front




Back



Installation Instructions

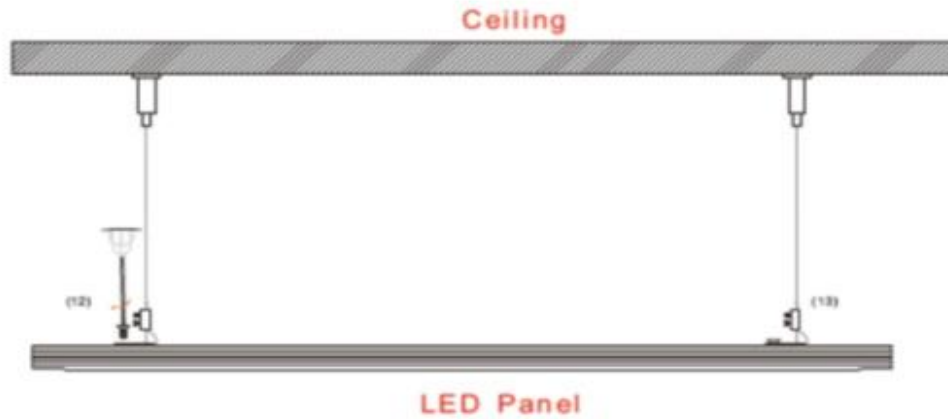
1. In Suspended Ceiling



2. Surface Mount



3. Hanging



Installation

Number	
1	This product should be installed by a trained electrician
2	Check integrity of the products when unpacking the panels
3	The distance between the light panel and any flammable materials must be not less than 20cm.
4	Use only the LED driver included.

Maintenance

1	Prior to cleaning the panel ,make sure it has been disconnected from the power supply
2	Use a dry or slightly moistened cloth for cleaning
3	Never use any chemicals or abrasives for cleaning

Notes

1	Before statring to use the panel please check that there is no damage.
2	Keep packaging away from Chidren and pets; due to a risk of suffocation
3	Never cover the panels with other objects

Packaging



Inner Boxes package:	Outer Carton Package
Quantity: 2 pcs/ box	Quantity: 10 * 1 layer =10 pcs/carton
NW: 2.5kg	NW: 12.5kg
GW : 3.00kg	GW: 16.5kg
Dimension: L395 X W365 X H55 mm	Dimension: L410 X W290 X H365mm
Package material: K 3 K corrugated paper	Package material: K 3 K corrugated pape