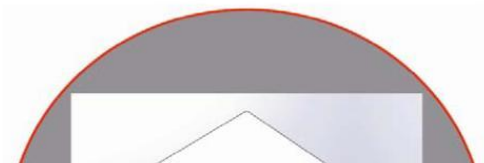


Colour Temperature Changing Smart Panels



Features

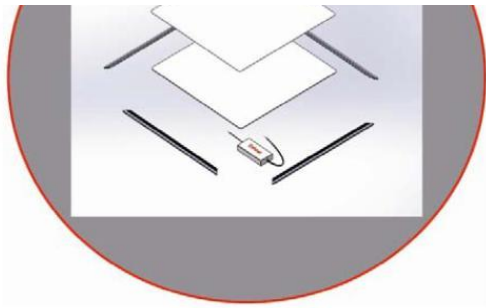


Fixture Aluminium housing

Aluminium alloy housing gives excellent heat dissipation, prolonging the life of the LED.

Guide Plate

3mm light guide plate from Taiwan lowers the weight.



Diffusion Plate

High light transmittance PS diffusion plate for a even smooth light output

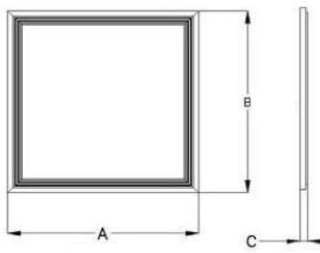
Power: No Flicker

* Isolated power

* PF>0.9

*Driver efficiency >85%

Dimensions A, B and C apply to all sizes of LED Ceiling Panels



Part Number	Size (A*B*C)	Input Voltage	Power	Lumens 1, Cold White, 2 Neutral White, 3 Warm White.	LED Quantity	CRI (RA)	Beam Angle
DDS300-1200-40S	φ225×40mm	AC84-240	22 watts	WW 3000K-6000K CW 22-1870lm	Epistar smd	>82	120°
DDS600-600-40SM	596*596*9.5mm	AC84-240	42 watts	WW 3000K-6000K CW 200-4200lm	384pcs Epistar smd	>80	120°
DDS300-600-23SM	296*596*9.5mm	AC84-240	23 watt	WW 3000K-6000K CW 200-2300lm	284pcs Epistar smd	>80	120°
DDS300-300-16SM	296*296*9.5mm	AC84-240	16 watt	WW 3000K-6000K CW 200-1350lm	184pcs Epistar smd	>80	120°

Characteristics

Parameter	Symbol	Absolute Maximum Rating	Unit
Forward Current	IF	----	mA
Power Dissipation	PD	----	W
Electrical Discharge	ESD	800	V
Operating Temperature	Topr	-25 to +50	°C
Storage Temperature	Tstg	-40 to +80	°C

Packing Information

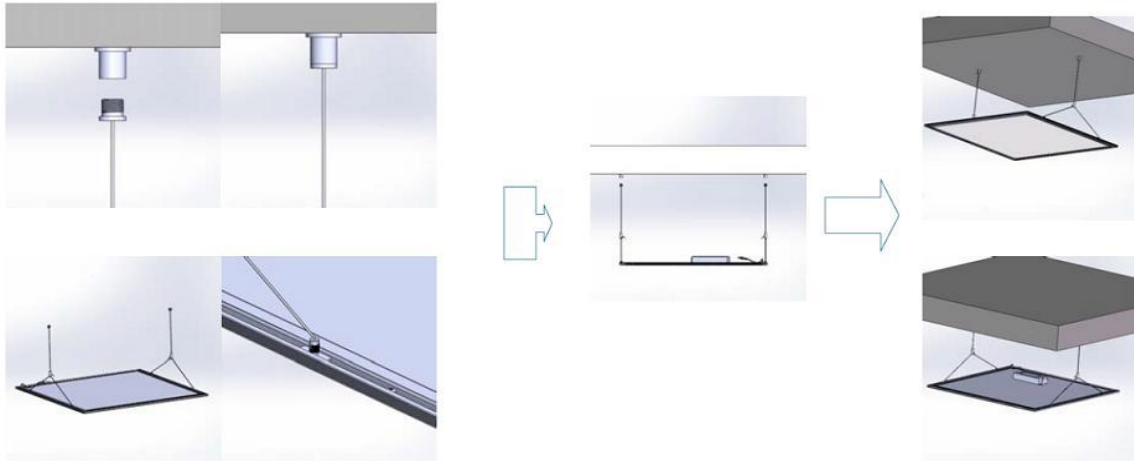
Part No	Box Type	Outer carton	Quantity in Carton	Gross weight
		(L*W*H) mm		
GL-PL-22W/R-W.	Brown cardboard box	1230*60*680mm	1	1.2Kg
	Outside Brown cardboard box	250*250*50mm	20	22Kg
DDS600-600-40SM	Brown cardboard box	630*36*630	1 x 5	3.6Kg
	Outside Brown cardboard box	660*180*660	1	18Kg

DDS300-600-23SM	Brown cardboard box	6120*40*410mm	1 x 5		2Kg
	Outside Brown cardboard box	620*220*420mm	1		12Kg
DD300-300-16SM	Brown cardboard box	400*40*320mm	1 x 5		1.25Kg
	Outside Brown cardboard box	420*230*310	1		8Kg

Installation

Apart from being used in suspended ceiling you can also fix the panels as per the two methods below:

Method 1 Suspending installation



1. Drill holes in the position where the panel will be suspended
2. Screw the supplied fixture with the appropriate screws
3. Screw in the steel pendant-cords onto the back of the panel
4. Screw in the tail of steel pendant cords into the fixture on the ceiling
5. Connect the AC power cable of the supplied AC/DC to the mains lighting circuit

Method.2 Surface Mount Kit



300 x 300 x 50mm
300 x 600 x 50mm
600 x 600 x 50mm
300 x 1200 x 50mm
600 x 1200 x 50mm
Sliver Frame



1. Assemble 3 sides of the frame
2. Place on the ceiling and mark the drill points, drive holes and use the raw plugs provided or appropriate fixings.
3. Use the screws provided to secure the frame to the ceiling
4. Push the panel into the frame (the power supply will sit on the top of the panel) secure the 4th side of the frame.

Safety Information



1. Please read this user manual carefully before installing the Panel

2. Please keep this user manual for future reference
3. If installing the panel to the existing lighting circuit connect to the existing cables
4. Please take note the IP rating is IP41.
5. Please do not turn on the mains voltage until the panel power supply is installed.
6. If in any doubt please only use a qualified person to install the product.

Pricelist for LED Panel Light							
<p>Feature of Square panel light:</p> <p>1> Super slim 9.8mm, more delicate and saving shipping cost;</p> <p>2> Guiding plate imported from Japan, achieve high lighting efficiency up to 75lm/W;</p> <p>3> Isolated external driver, PF>0.9;</p> <p>4> CRI>80, achieve ideal lighting;</p> <p>5> TUV/GS+EMC+LVD and RoHS approved;</p> <p>6> Three years guarantee time;</p> <p>7> Five types of installation way, safety selection;</p> <p>8> White aluminium frame makes panels more luxurious.</p>							
Pictures	Size	Part No.	Colour (CCT)	Input Voltage	Power(W)	Prices Single Excludes VAT	Price Inc VAT
	φ225 × 40mm.	GL-PL-22W/R-W.	Colour Temperature Changeable and Dimmable	AC100-240V	22	£29.00	£34.81
	596*596*12	DDS600-600-40SM			42	£39.00	£46.80
	295*595*12	DDS300-600-23SM			23	£29.00	£34.81
	295*295*12	DDS300-300-16SM			16	£25.00	£30.00
Accessories							
		wire rope Hanging Kit	Use 1.5 kits for 300 x 1200 and 600 x 1200			£5.00	£6.00
		300 x 300 Surface Mount kit	comes with screws and raw plugs			£8.20	£9.84
		300 x 600 Surface Mount kit	comes with screws and raw plugs			£9.80	£11.76
		600 x 600 Surface Mount kit	comes with screws and raw plugs			£13.00	£15.60
		300 x 1200 Surface Mount kit	comes with screws and raw plugs			£16.00	£19.20
		600 x 1200 Surface Mount kit	comes with screws and raw plugs			£19.80	£23.76
		3 Hour emergency Kit				£56.60	£67.92
		Remote for Smart Panel	Batteries not Included			£9.68	£11.62
		Ambient Light Sensor For Smart Panel	Rechargeable Battery			£11.62	£13.94